

FLINDERS SERIES
20m Shallow Draft Landing Craft



FLINDERS SERIES

20m Shallow Draft Landing Craft

VESSEL APPLICATIONS: Cargo supply services, Dive and ROV support, Survey and Seismic operations, Evacuations and Medevac response, Standby operations, Oil-spill response, Inshore services, including crew transfer, medevac, cargo supply to inner and outer anchorages, relocation of buoyage marks, navigation aid repairs and maintenance etc.

- ✓ Beach landing capabilities with aft anchor and winch for shore assist beaching.
- ✓ Propellers and rudder aligned with keel in tunnels for limiting grounding damage.
- ✓ All fuel oil tanks independent of hull providing double bottom security.
- ✓ Steel Hull and aluminium superstructure, full aluminium available.

FLINDERS SERIES

20m Shallow Draft Landing Craft

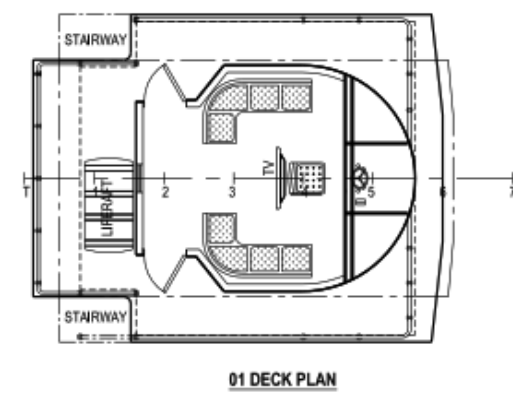
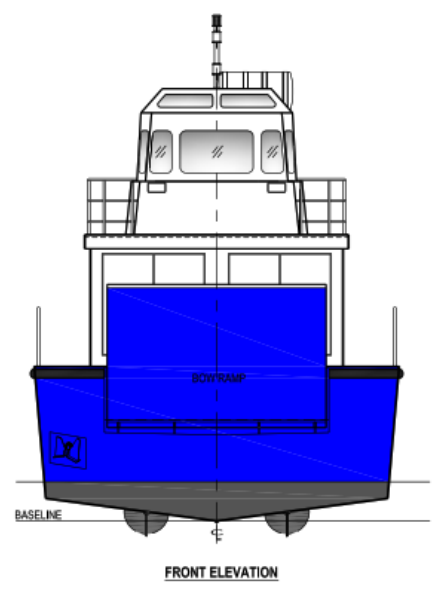
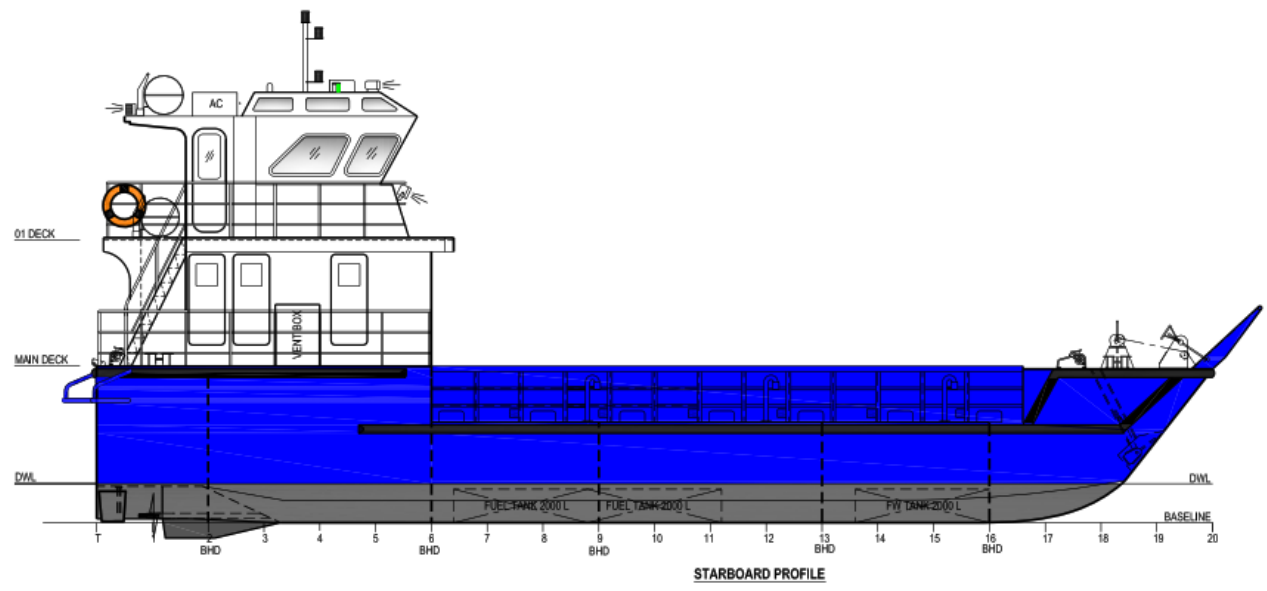
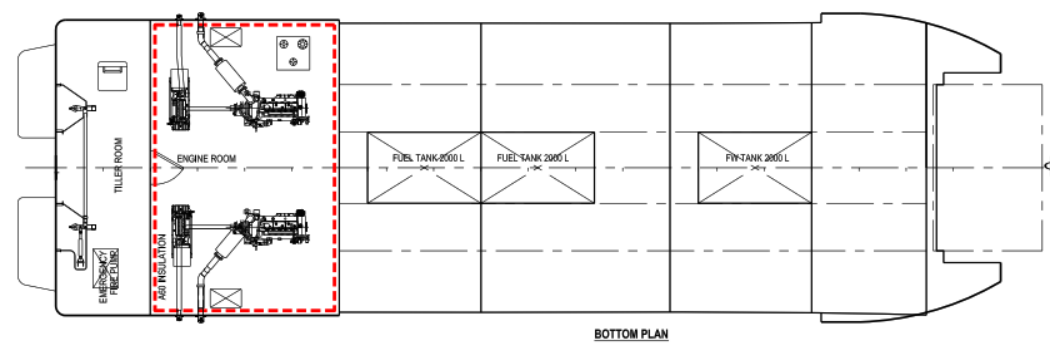
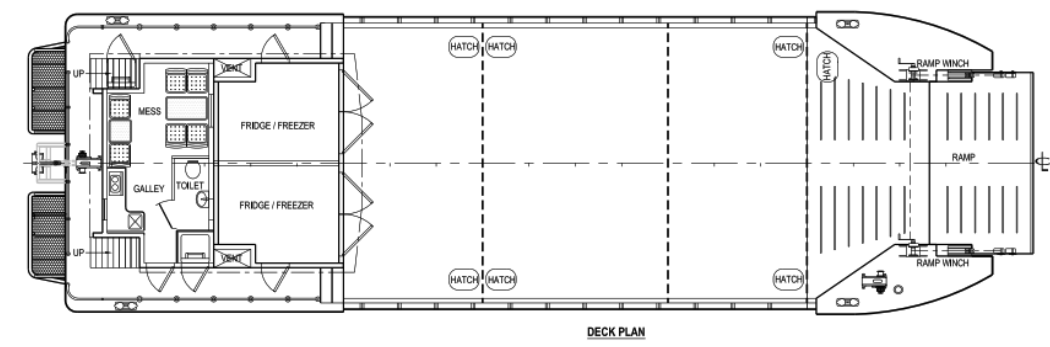
Design: Australian Marine Technology P/L

Builder: MOC Shipyards Pvt Ltd

Classification: BV, Cargo passenger vessel

Flag: TBA

Passenger & crew: 12 + 5 crew



TECHNICAL SPECIFICATIONS

DIMENSIONS

Length: 20.0 m

Length at waterline: 18.80 m

Beam: 6.5 m

Draft: 2.20 m loaded, 1.10 m lightship

MACHINERY

Main Engines: 2 x 207 kW Yanmar

Auxiliary Engines: 1 x 25 kVA, Yanmar; *optional:* 2 x 25 Kva and 12 Kva air-cooled to connect to shore power inlet (*in case vessel sits dry in low tide applications*)

Cooling System: Keel cooling

Exhausts: Dry

Batteries: 4 banks for main engines and generators, starting with one emergency bank above weather deck. Rotary colhersee switch to all

Compressor: General unit 12 cfm for servicing equipment

Tools: Frontline tools, equipment and testing tools for preventative maintenance and on-board breakdowns

PERFORMANCE

Maximum Speed: 10 knots @ 100% MCR

Economic Speed: 8 knots @ 65% MCR

Fuel Consumption: 8 litres/hour at anchorage

: 70 litres/hour at economic speed

: 110 litres/hour at maximum speed

Range: 500 nautical miles (*with 10% reserve*)

CARGO CAPACITY

Deadweight: 80.0 tonnes max

Deck Load: 60.0 tonnes

Deck Strength: 2.0 tons/m² (*18T axle loading*)

Clear Deck Area: 85 m²

Sewage (*optional*): 500 litres sewage treatment plan

TECHNICAL SPECIFICATIONS

TANK CAPACITIES

Fuel for vessel: 4,000 litres

Potable water: 2,000 litres

Sewage (optional): 500 litres sewage treatment plant

Double bottom fuel oil cargo tanks: (optional) 12,000 – 20,000 litres contained within independent removable aluminium tanks ensuring maximum environmental protection (Classification Society Approved)

Fuel Transfer (optional): Via manifold system from independent cargo tanks, delivery in excess of 200 meters.

Photo optional aluminium removable cargo tanks



ACCOMODATION

Air Conditioning: Split system with heating and cooling providing redundancy throughout the vessel

Cabins: (other layouts available): 1 x 1 man with ensuite, 1 x 4 with ensuite, all with lockable drawers, reading lights, privacy curtains, vertical lockers, power outlets, ladders to upper bunks

Wheelhouse: Seating for 8 passengers, Helm seat, 1 x freshwater fountain, 1 x coffee machine, 1 x refrigerator, 1 x WC

Galley: Lower deck with seating for 6 persons

Stove and Oven: Electric 1 x 4 elements, microwave

Freezer: Size to suit

Bathrooms and Showers: 2 ensuites on lower deck

TV-Stereo-DVD-VHS-CD: 2 sets

TECHNICAL SPECIFICATIONS

DECK AND HULL MISC.

Fendering: Half round rubbing strake and aircraft tyres

Gangway (*optional*): Portable aluminium gangway

Handling: Boat Hooks, Grapple with Lanyard

Deck Equipment: Recessed tie downs SWL 500 kgs

Mooring: Double Bit Bollards – 8 sets

Plating: 10.0 mm deck

Access to water – rescue zone – wharf boarding: 1,350 mm from waterline with gunnel doors either side of vessel main deck

Loading ramp: Electric winch operated 3.0 m clear width – chain gypsies

Anchor: 1 x 100 kg bow and 1 x 100 kg transom

Anchor Winches: 1 x Electric 4 ton and 1 x Electric 4 ton aft

Anchor Chain: 1 x 110 metre and 1 x 80 metre aft

Pillar Deck Crane (*optional*): Fassi F245 1.0 ton SWL at 16.5 m radius with hydraulic extension and winch. Hydraulic Power pack included. Other sizes available

Bilge System: Mechanical pump with electric back-up connected to manifold system. Electric automatic pump in all spaces. Central bilge alarm panel to helm station

ELECTRONICS (*available Furuno / Simrad to client specifications*)

Radar: 24 NM

Sounder 1 unit

Auto Pilot: (*optional*)

Plotter: 1 unit

GPS: 1 unit

VHF Radio: 1 unit

Compass: Furuno SC50

Barometer and Clock: One each at main helm station

AIS: Simrad MX 535 A

Search Light: 2 x Sanshin HR-1012

Intercom: GME to machinery space, accommodation area, mess area and helm

Public Address: Raymarine 430 with 2 speakers in wheelhouse roof

Charts: All current charts for operational areas, hard copies and electronic

Navigation Lights: Class approved

Fog Horn: Distress signalling type

TECHNICAL SPECIFICATIONS

SAFETY EQUIPMENT

Fire Hoses and Nozzles: 2 sets with spray nozzles

Fire Hydrants: 2 stations

Fire Control Plan / Muster List: Class approved

General Emergency Alarm: Yes

Life Rafts: 1 x 20 man

Man Over Board Rings: 6 off, 2 with lights all with lanyards

Solas Life Jackets: 20 Solas

Parachute Rocket Flares: 4 as per survey requirements

Hand Held Flares: 8 as per survey requirements

First Aid Kits: 1 x type E, 1 x Sutures kit

General Emergency Alarm: Yes

Torches: 2 x Signalling

Fixed Fire Fighting System: Fitted in machinery spaces
CO2

Emergency Escape: Machinery spaces and accommodation
areas

Fuel Shut Off: Remote operated

LIGHTING

Navigation Lights: Port, Starboard, Masthead, Stern & Anchor. 1 x towing, 1 all-round white and 2 all-round red

Floodlights: 2 x forward and 2 x aft

Search Lights: 2 sets

Deck Lights: 6 units recessed

CERTIFICATION

All vessels are constructed to IACS Classification under the applicable rules of the flag state of destination.



AMT

AUSTRALIAN MARINE TECHNOLOGY

Australian Marine Technology Pty Ltd

PO Box 655, Tugan 4224 Queensland, Australia

Email: info@mocshipyard.com Web: www.mocshipyard.com